

# CERTIFICATION EXPERIENCE GUIDE

Increase your value with Pure IT Certifications



STEP

1

**PREPARE FOR THE EXAM**

2

**SCHEDULE THE EXAM**

3

**CLAIM YOUR BADGE**

4

**MAINTAIN YOUR CERTIFICATION /  
CERTIFICATION RESOURCES**



## Ready. Set. Get Certified.

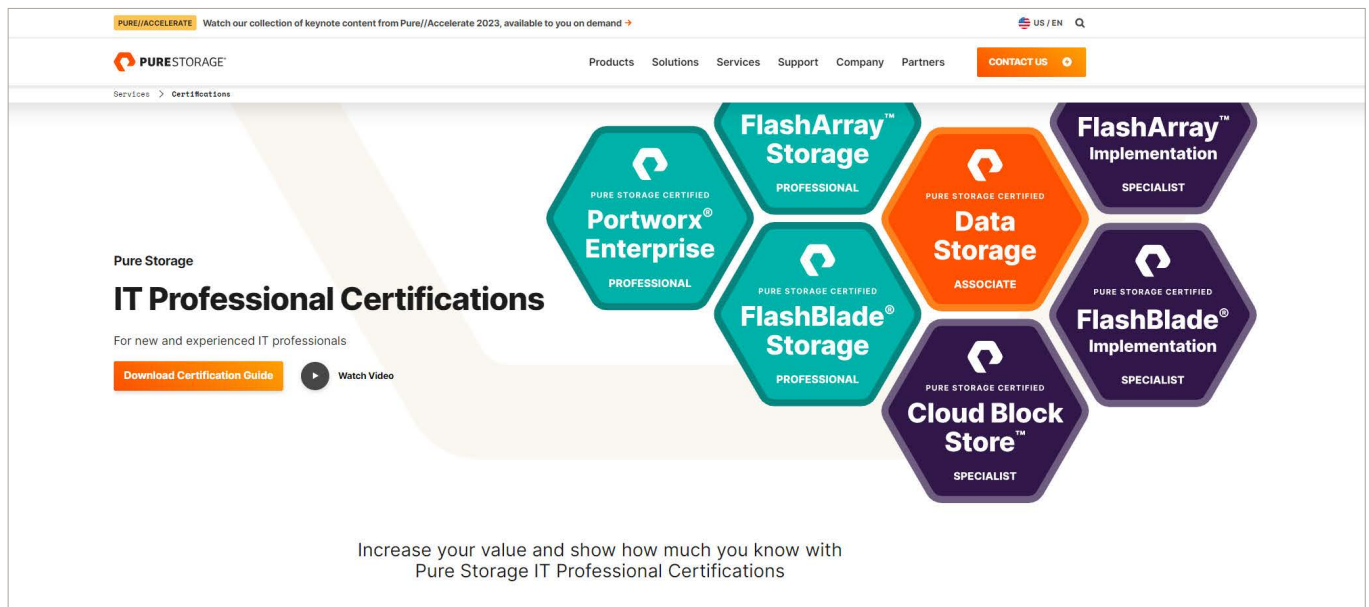
It's time to get recognized for your skills and experience.



### STEP 1: PREPARE FOR THE EXAM

While on-the-job experience with Pure products and solutions is important, Pure Storage offers certification prep courses to help you get ready for your exam. Our prep courses include hands-on labs to help you acquire new knowledge and practice the related skills. Each certification prep course is offered in three different modalities—you choose whether you want to take instructor-led training, virtual instructor-led training, or self service on demand training.

To begin, go to [Pure IT Professional Certifications](#). You'll see the main certification page, like the one shown here.

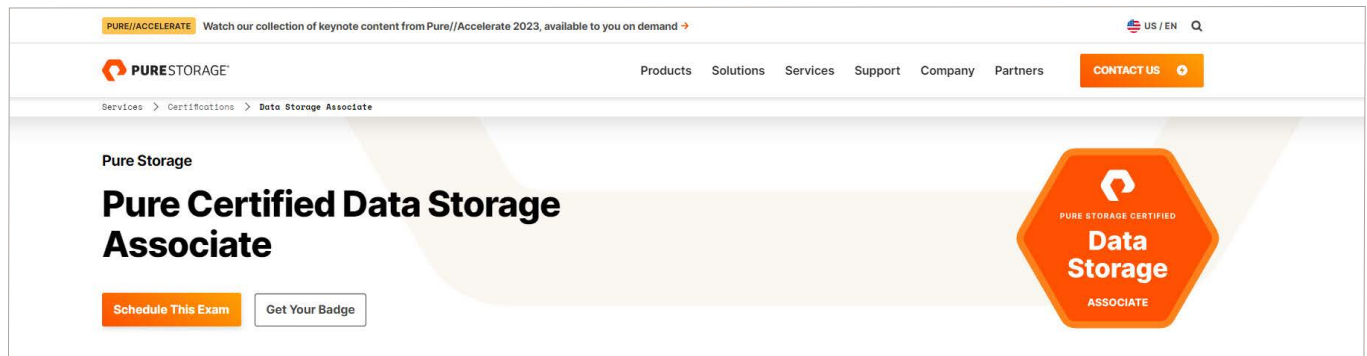


Scroll down the page and select the certification you want to view.


You can find information about each certification, including exam details, prep course descriptions, study guides, and additional tips to help you prepare for and maintain your certification.

## STEP 2: SCHEDULE THE EXAM

Once you're ready, it's time to schedule your exam. Pure Storage certification exams are secure, proctored sessions that can be taken conveniently from your home or office. Simply select your preferred exam and time through our [Pure Storage Certification Shopfront](#).



Whether you click the link above or click **Schedule This Exam**, you will be redirected to the candidate dashboard login page. Please click on the **SSO Login** button. If you are unable to log in via this method or do not see any of your past exams once logged in, please submit this [form](#) for assistance.



Watch this [3-minute video](#) to learn how to order and schedule exams, create your account, and pay with either a credit card, PayPal, or a voucher.

## Rescheduling Exams

If you need to change your test day, no problem! Exams must be canceled at least 24 hours in advance, then you can take the following steps to reschedule your exam:

1. Log in to your [candidate dashboard](#) and click “Reschedule” under the Actions tab.
2. Select the time zone you would like to schedule in, then, select the date and time you want to take the exam. Please note that exams require a 48-hour lead time to schedule. The earliest date you will be able to make a reservation will be the next business day.

Please note that if you have an active exam window you will need to wait for that to end before you will see the “Reschedule” option.

## Test Your Device in Advance

Pure Storage uses the ProctorU platform to administer our IT professional certification exams. The ProctorU platform offers a powerful, convenient, secure, and cost-effective way to take your test from a private study room or from the comfort of your own home, avoiding the need to drive to a test center.

Click [here](#) to learn what to expect on exam day, including how to download the Guardian Browser. Prior to your test day, click [here](#) to test your equipment in advance. To get answers to common questions about ProctorU, click [here](#).

**TIP(!):** If your company has security layers like Zscaler or Carbon Black, it may be easier to take the exam from a personal computer to avoid potential issues with proctoring requirements. Alternatively, you can request a temporary security exception from your IT department for the exam time. If you are using a Pure Storage computer for the exam, you **MUST** submit a [PERC ProctorU Zscaler Internet Access \(ZIA\) Bypass Request](#) → at **least 2 days in advance** of your exam date. Please ensure that the test date in your PERC ticket matches your scheduled exam date. If you reschedule your exam, you will also need to resubmit your PERC request.

## Take Your Exam

To launch the exam:

1. Log in to your [Pure Storage Certification Shopfront](#) account.
2. Click Start Exam under the Actions tab on your dashboard.
3. Complete your exam by responding to each question. If you do not start your exam or do not appear for the exam, you will receive a No-Show and you will need to reschedule the exam for a later date. This will result in a void voucher. Repeated late cancellations or no-shows will impact your eligibility to receive future exam vouchers.
4. Watch your email for your Pass or Fail result from CertMetrics, which will arrive to your email within 2 to 8 hours.

## Special Considerations

- If you lose connection during your test session, you have 5 minutes to rejoin. If you do not rejoin within 5 minutes, you will need to reschedule your exam. For 24/7 ProctorU Support, [live chat here](#) or phone (855) 772-8678. Please note, support chats will initially be routed to an automated response bot. You can escalate to a live agent upon request.

- Visit Certification [Exam Accommodations](#) to request an accommodation.
- In the event that you do not pass an exam, you must wait 14 days before you retake the exam. If you have attempted and failed an exam three or more times, you must wait 60 days before scheduling an additional exam attempt. You must pay the full registration fee for each attempt.
- If you have questions, please email the Pure Storage PEAK team at [certadmin@purestorage.com](mailto:certadmin@purestorage.com).

## STEP 3: CLAIM YOUR BADGE

Pure Storage is committed to providing you with the right tools to help you achieve your professional goals. Just as important, we give you ways to communicate your hard-earned certifications in the online marketplace.

We've partnered with Credly to offer digital certification badges that showcase your knowledge, skills, and achievements. You can easily share your success on social media, in email signatures, blogs, and other professional platforms. These digital badges confirm your credentials to employers, colleagues, and others. By clicking on your badge, anyone can view the certification you've earned, the skills you've developed, and the programs you've completed.

### Get Your Digital Badge

Once you successfully pass a certification exam, look for an email with instructions to access Credly, our digital badge provider, soon after you receive confirmation that you passed your exam.

For complete instructions on how to download and post your badge, go to [Share Your Pure Certifications with Digital Badges](#).



Step 1

#### Receive an Email from Credly

Create an account and confirm your email address.



Step 2

#### Claim Your Badge

Follow the instructions.



Step 3

#### Start Sharing!

Add your badge to LinkedIn, email, and more.

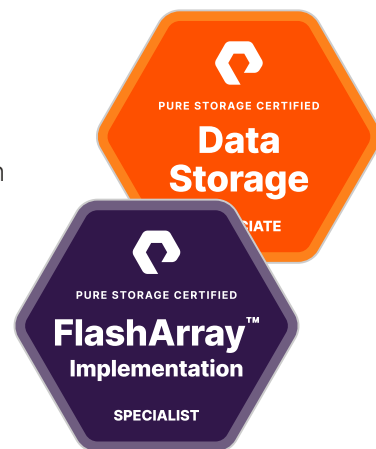
## STEP 4: MAINTAIN YOUR CERTIFICATION

### Certification Validity and Renewal

All IT Professional certifications are valid for a period of three years. To maintain your certification, you can renew it by retaking the exam every three years. As exams are updated annually with new content, this ensures that you stay current with product developments and continuously sharpen your skills.

Additional Recertification Paths:

- For the Data Storage Associate (DSA) certification, renewal is automatic if you pass any Specialist, Professional, or Expert level exam. In this case, the validity of your DSA certification will align with the validity period of the higher-level certification.
- For select exams, the certification team is piloting alternative renewal options through continuing education credits. More information on continuing education options available is coming soon.



## CERTIFICATION RESOURCES

### Resources from Pure PEAK

- Find additional courses at [Pure PEAK Education](#).
- Visit our growing library of knowledge articles at the [Pure Storage Knowledge Portal](#).
- Explore best practices in our [Pure Storage Community](#).
- Tune in to upcoming [webinars](#) to see relevant content.
- Get [direct access](#) to our leaders, experts, partners, and the latest product news on The Pure Report Podcast.
- For more information about our instructor-led training including pricing and scheduling, please contact your Pure Account Executive.





### What is the Pure Skill subscription offering?

Pure Skill is our new education and training subscription that bundles both existing and new PEAK offerings. Our new subscription model is designed to enhance your experience by offering a comprehensive bundle of education and learning resources. This service aims to support you throughout your learning journey with us, empowering you with the knowledge and skills to fully leverage the Pure Storage platform. Our goal is to build a community of knowledgeable champions, while ensuring you receive maximum value from our solutions.

[Learn More](#)



[purestorage.com](https://purestorage.com)

[800.379.PURE](tel:800.379.PURE)

