



>one-liners

3 Packages to Boost Productivity

SatRday JHB 2019-04-06

Oscar Baruffa

<5min

*Thanks!



Installation

```
> install.packages("beepR")
```

```
> install.packages("DataExplorer") #note Caps
```

```
> install.packages("tidylog")
```

Beep

```
> beep(1)
```

```
> beep(4)
```

Sound plays!

Great to include @ end of long-running scripts

Console ~/ ↩

```
R version 3.5.1 (2018-07-02) -- "Feather Spray"  
Copyright (C) 2018 The R Foundation for Statistical Computing  
Platform: x86_64-w64-mingw32/x64 (64-bit)
```

```
R is free software and comes with ABSOLUTELY NO WARRANTY.  
You are welcome to redistribute it under certain conditions.  
Type 'license()' or 'licence()' for distribution details.
```

```
R is a collaborative project with many contributors.  
Type 'contributors()' for more information and  
'citation()' on how to cite R or R packages in publications.
```

```
Type 'demo()' for some demos, 'help()' for on-line help, or  
'help.start()' for an HTML browser interface to help.  
Type 'q()' to quit R.
```

```
> library(beepr)
```

```
>
```


DataExplorer

```
> create_report(french_train_delays)
```

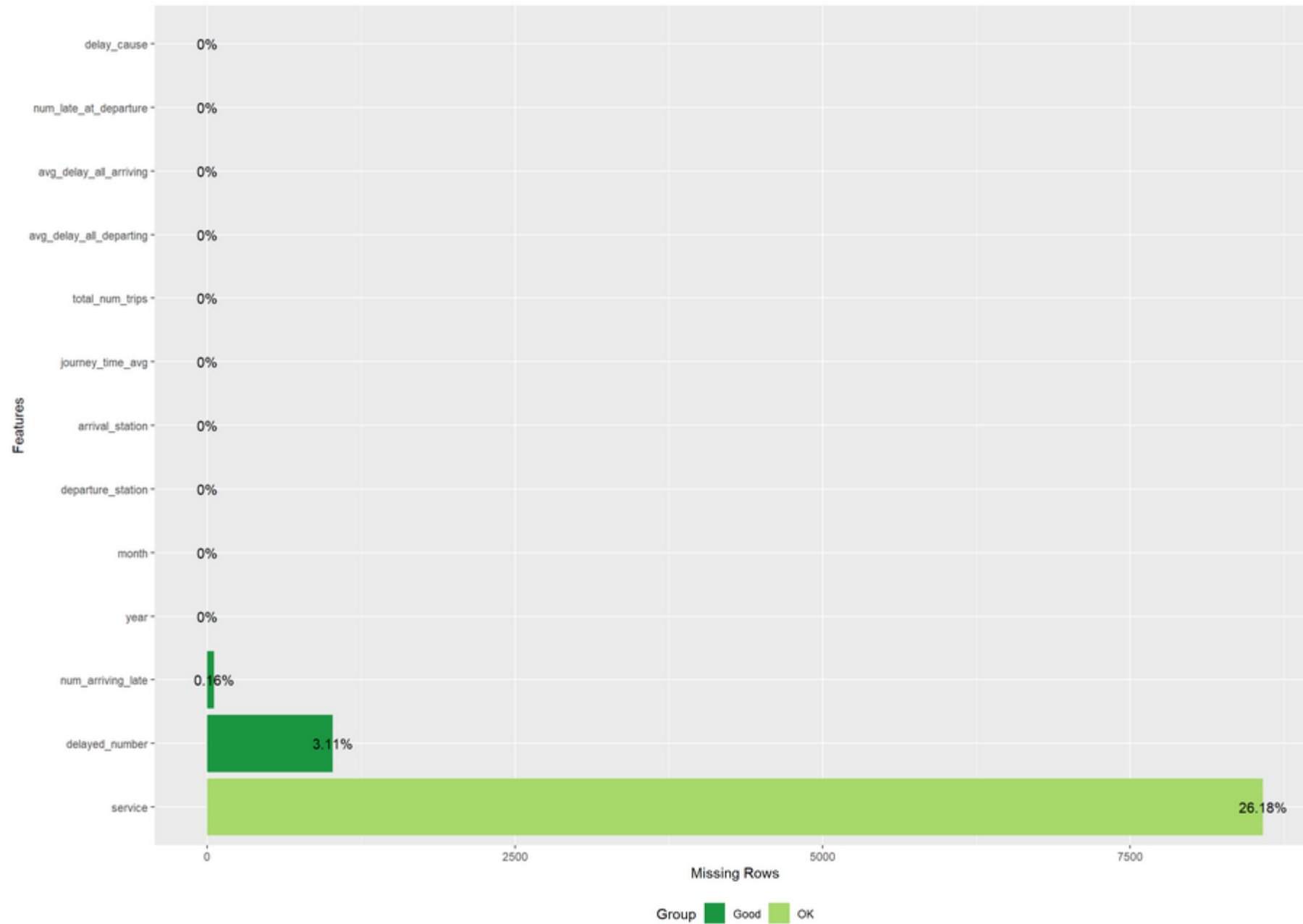
Basic Statistics

Raw Counts

Name	Value
Rows	32,772
Columns	13
Discrete columns	4
Continuous columns	9
All missing columns	0
Missing observations	9,654
Complete Rows	23,610
Total observations	426,036
Memory allocation	3.3 Mb

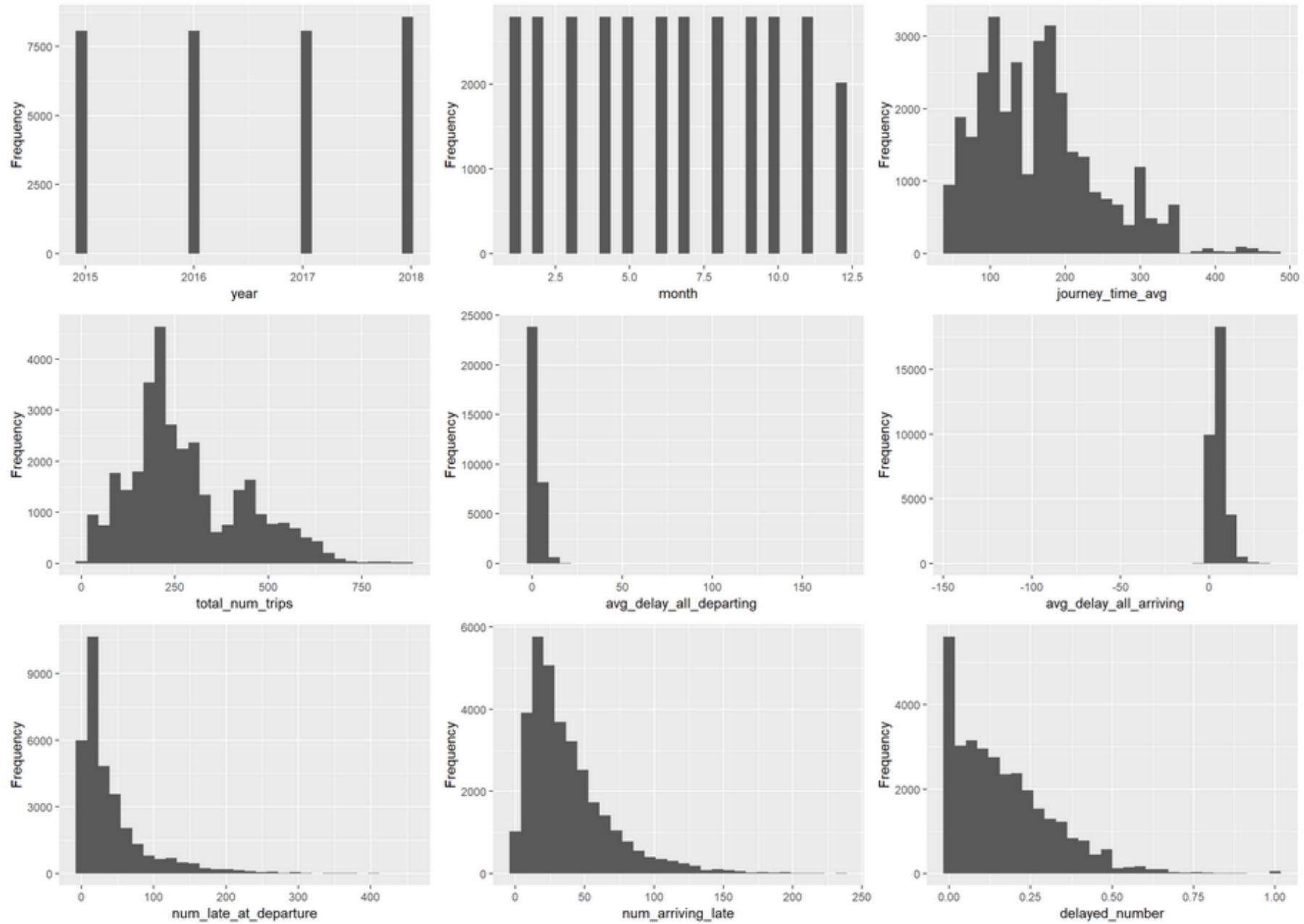


Missing Data Profile



Univariate Distribution

Histogram



Tidylog

```
fam_games <- board_games %>%  
  filter(min_age <= 5) %>%  
  filter(max_playtime <= 30) %>%  
  filter(users_rated >= 300)
```

filter: removed 9605 out of 10532 rows (91%)

filter: removed 342 out of 927 rows (37%)

filter: removed 486 out of 585 rows (83%)

Installation

```
> install.packages("beepr")
```

```
> install.packages("DataExplorer") #note Caps
```

```
> install.packages("tidylog")
```

OTHER
PEOPLE'S
#RSTATS

Other People's Rstats

CUSTOMISE CHANNEL

YOUTUBE STUDIO (BETA)

HOME

VIDEOS

PLAYLISTS

CHANNELS

DISCUSSION

ABOUT



Get summary outputs of dplyr functions in R with

59 views • 1 month ago



City lights in 14 lines of R code

51 views • 1 month ago



Using Rtweet and RegEx to extract GPS location from a

41 views • 2 months ago



Rtip: 6 shortcuts for R programming in Rstudio

40 views • 2 months ago



Rtip: Comparing read.csv and read_csv in R

25 views • 2 months ago



How to do quick and simple EDA in R with the

113 views • 2 months ago



How to make sound notifications in R using the

48 views • 2 months ago

Get in touch

> oscarbaruffa.com

> **twitter: @oscar_b123** 

> Youtube: “Other People’s Rstats”

Thanks to Emojione for use of emoji :)